


# Biomimetic

OCEAN

**Product catalogue**

AVINENT®  
Implant System



The OCEAN system is a new line that adds to the range of AVINENT implants. This new system has all the innovative features of the CORAL implant, as well as new concepts to provide a solution to emerging clinical and prosthetic needs. The shape of the OCEAN system shows outstanding aesthetic results at tissue level.

## Contents

<b>Surgical phase</b> .....	4
<b>EC</b> External connection .....	4
<b>IC</b> Internal connection .....	6
<b>CC</b> Conical connection .....	8
<b>Accessories</b> .....	10
<b>Instruments and surgical kit</b> .....	12
<b>Drilling speed</b> .....	13
<b>Drill-bit length and marking</b> .....	13
<b>Accessories CC</b> .....	13
<b>Platform indicators</b> .....	13
<b>AVINENT drilling protocol</b> .....	14
<b>Sterilization and packaging</b> .....	16
<b>AVINENT Guided Surgery</b> .....	18
<b>Micromotors</b> .....	18
<b>Radiographic template</b> .....	18
<b>Product index</b> .....	19

# Biomimetic OCEAN







## Surgical phase

	Platform Ø 3,5 mm				Platform Ø 4,1 mm			
	Ø 3,5 mm	Ref.	Ø 4,0 mm	Ref.	Ø 4,5 mm	Ref.	Ø 5,0 mm	Ref.
<b>Implant</b> 	-	-	4,0 x 7 mm	1562	4,5 x 7 mm	1568	5,0 x 7 mm	1574
	-	-	4,0 x 8,5 mm	1563	4,5 x 8,5 mm	1569	5,0 x 8,5 mm	1575
	3,5 x 10 mm	1558	4,0 x 10 mm	1564	4,5 x 10 mm	1570	5,0 x 10 mm	1576
	3,5 x 11,5 mm	1559	4,0 x 11,5 mm	1565	4,5 x 11,5 mm	1571	5,0 x 11,5 mm	1577
	3,5 x 13 mm	1560	4,0 x 13 mm	1566	4,5 x 13 mm	1572	5,0 x 13 mm	1578
	3,5 x 15 mm	1561	4,0 x 15 mm	1567	4,5 x 15 mm	1573	-	-
	-	-	-	-	-	-	-	-
<b>Healing abutment</b> 	4 x 3 mm	0030	4 x 3 mm	0030	4 x 3 mm	3363	4 x 3 mm	3363
	4 x 4 mm	0031	4 x 4 mm	0031	4 x 5 mm	3364	4 x 5 mm	3364
	4 x 5 mm	0032	4 x 5 mm	0032	4 x 7 mm	3365	4 x 7 mm	3365
	5 x 3 mm	0033	5 x 3 mm	0033	5 x 3 mm	0036	5 x 3 mm	0036
	5 x 4 mm	0034	5 x 4 mm	0034	5 x 4 mm	0037	5 x 4 mm	0037
	5 x 5 mm	0035	5 x 5 mm	0035	5 x 5 mm	0003	5 x 5 mm	0003
	-	-	-	-	5 x 7 mm	0038	5 x 7 mm	0038
<b>Anatomic healing abutment</b> 	5 x 3 mm	0171	5 x 3 mm	0171	5 x 3 mm	0174	5 x 3 mm	0174
	5 x 4 mm	0172	5 x 4 mm	0172	5 x 4 mm	0175	5 x 4 mm	0175
	5 x 5 mm	0173	5 x 5 mm	0173	5 x 5 mm	0176	5 x 5 mm	0176
	-	-	-	-	5 x 7 mm	0177	5 x 7 mm	0177
	-	-	-	-	-	-	-	-
<b>Anatomic healing abutment PEEK</b> 	-	-	-	-	6 x 5 mm	3366	6 x 5 mm	3366
	-	-	-	-	8 x 5 mm	3367	8 x 5 mm	3367

# Biomimetic OCEAN



## Surgical phase






	Platform Ø 3,5 mm				Platform Ø 4,1 mm			
	Ø 3,5 mm	Ref.	Ø 4,0 mm	Ref.	Ø 4,5 mm	Ref.	Ø 5,0 mm	Ref.
<b>Implant</b> 	-	-	4,0 x 7 mm	1583	4,5 x 7 mm	1589	5,0 x 7 mm	1595
	-	-	4,0 x 8,5 mm	1584	4,5 x 8,5 mm	1590	5,0 x 8,5 mm	1596
	3,5 x 10 mm	1579	4,0 x 10 mm	1585	4,5 x 10 mm	1591	5,0 x 10 mm	1597
	3,5 x 11,5 mm	1580	4,0 x 11,5 mm	1586	4,5 x 11,5 mm	1592	5,0 x 11,5 mm	1598
	3,5 x 13 mm	1581	4,0 x 13 mm	1587	4,5 x 13 mm	1593	5,0 x 13 mm	1599
	3,5 x 15 mm	1582	4,0 x 15 mm	1588	4,5 x 15 mm	1594	-	-
<b>Anatomic healing abutment</b> 	3,5 x 3 mm	3370	3,5 x 3 mm	3370	3,5 x 3 mm	3370	3,5 x 3 mm	3370
	3,5 x 5 mm	3371	3,5 x 5 mm	3371	3,5 x 5 mm	3371	3,5 x 5 mm	3371
	3,5 x 7 mm	3372	3,5 x 7 mm	3372	3,5 x 7 mm	3372	3,5 x 7 mm	3372
	4,5 x 2 mm	0465	4,5 x 2 mm	0465	4,5 x 2 mm	0465	4,5 x 2 mm	0465
	4,5 x 3 mm	0466	4,5 x 3 mm	0466	4,5 x 3 mm	0466	4,5 x 3 mm	0466
	4,5 x 4 mm	0467	4,5 x 4 mm	0467	4,5 x 4 mm	0467	4,5 x 4 mm	0467
	4,5 x 5 mm	0468	4,5 x 5 mm	0468	4,5 x 5 mm	0468	4,5 x 5 mm	0468
	4,5 x 7 mm	0469	4,5 x 7 mm	0469	4,5 x 7 mm	0469	4,5 x 7 mm	0469
	5,5 x 3 mm	0471	5,5 x 3 mm	0471	5,5 x 3 mm	0471	5,5 x 3 mm	0471
	5,5 x 4 mm	0472	5,5 x 4 mm	0472	5,5 x 4 mm	0472	5,5 x 4 mm	0472
	5,5 x 5 mm	0473	5,5 x 5 mm	0473	5,5 x 5 mm	0473	5,5 x 5 mm	0473
	5,5 x 7 mm	0474	5,5 x 7 mm	0474	5,5 x 7 mm	0474	5,5 x 7 mm	0474
	6,5 x 3 mm	2737	6,5 x 3 mm	2737	6,5 x 3 mm	2737	6,5 x 3 mm	2737
	6,5 x 4 mm	2727	6,5 x 4 mm	2727	6,5 x 4 mm	2727	6,5 x 4 mm	2727
	6,5 x 5 mm	2726	6,5 x 5 mm	2726	6,5 x 5 mm	2726	6,5 x 5 mm	2726
<b>Aesthetic healing abutment</b> 	4,5 x 2 mm	0607	4,5 x 2 mm	0607	4,5 x 2 mm	0607	4,5 x 2 mm	0607
	4,5 x 3 mm	0608	4,5 x 3 mm	0608	4,5 x 3 mm	0608	4,5 x 3 mm	0608
	4,5 x 4 mm	0609	4,5 x 4 mm	0609	4,5 x 4 mm	0609	4,5 x 4 mm	0609
	4,5 x 5 mm	0610	4,5 x 5 mm	0610	4,5 x 5 mm	0610	4,5 x 5 mm	0610
	4,5 x 6 mm	0611	4,5 x 6 mm	0611	4,5 x 6 mm	0611	4,5 x 6 mm	0611
	4,5 x 7 mm	0612	4,5 x 7 mm	0612	4,5 x 7 mm	0612	4,5 x 7 mm	0612
<b>Anatomic healing abutment PEEK</b> 	6 x 5 mm	3373	6 x 5 mm	3373	6 x 5 mm	3373	6 x 5 mm	3373
	8 x 5 mm	3481	8 x 5 mm	3481	8 x 5 mm	3481	8 x 5 mm	3481








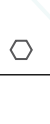












# Biomimetic OCEAN











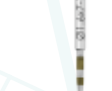






















## Surgical phase

	Platform Ø 3,5 mm				Platform Ø 4,1 mm			
	Ø 3,5 mm	Ref.	Ø 4,0 mm	Ref.	Ø 4,5 mm	Ref.	Ø 5,0 mm	Ref.
<b>Implant</b> 	-	-	4,0 x 7 mm	2939	4,5 x 7 mm	2945	5,0 x 7 mm	2951
	-	-	4,0 x 8,5 mm	2940	4,5 x 8,5 mm	2946	5,0 x 8,5 mm	2952
	3,5 x 10 mm	2935	4,0 x 10 mm	2941	4,5 x 10 mm	2947	5,0 x 10 mm	2953
	3,5 x 11,5 mm	2936	4,0 x 11,5 mm	2942	4,5 x 11,5 mm	2948	5,0 x 11,5 mm	2954
	3,5 x 13 mm	2937	4,0 x 13 mm	2943	4,5 x 13 mm	2949	5,0 x 13 mm	2955
	3,5 x 15 mm	2938	4,0 x 15 mm	2944	4,5 x 15 mm	2950	-	-
	-	-	-	-	-	-	-	-
<b>Anatomic healing abutment (Single)</b> 	4 x 3 mm	2988	4 x 3 mm	2988	5 x 3 mm	2998	5 x 3 mm	2998
	4 x 5 mm	2989	4 x 5 mm	2989	5 x 5 mm	2999	5 x 5 mm	2999
	-	-	-	-	5 x 7 mm	3000	5 x 7 mm	3000
	5 x 3 mm	2990	5 x 3 mm	2990	6 x 3 mm	3470	6 x 3 mm	3470
	5 x 5 mm	2991	5 x 5 mm	2991	6 x 5 mm	3471	6 x 5 mm	3471
	5 X 7 mm	2992	5 X 7 mm	2992	6 x 7 mm	3472	6 x 7 mm	3472
<b>Anatomic healing abutment (Multiple)</b> 	4 x 3 mm	2993	4 x 3 mm	2993	5 x 3 mm	3473	5 x 3 mm	3473
	4 x 5 mm	2994	4 x 5 mm	2994	5 x 5 mm	3474	5 x 5 mm	3474
	-	-	-	-	5 x 7 mm	3008	5 x 7 mm	3008
	5 x 3 mm	2995	5 x 3 mm	2995	6 x 3 mm	3010	6 x 3 mm	3010
	5 x 5 mm	2996	5 x 5 mm	2996	6 x 5 mm	3011	6 x 5 mm	3011
	5 X 7 mm	2997	5 X 7 mm	2997	6 x 7 mm	3012	6 x 7 mm	3012
<b>Anatomic healing abutment PEEK (Single)</b> 	6 x 5 mm	3453	6 x 5 mm	3453	6 x 5 mm	3455	6 x 5 mm	3455
	-	-	-	-	8 x 5 mm	3457	8 x 5 mm	3457
<b>Anatomic healing abutment PEEK (Multiple)</b> 	6 x 5 mm	3454	6 x 5 mm	3454	6 x 5 mm	3456	6 x 5 mm	3456
	-	-	-	-	8 x 5 mm	3458	8 x 5 mm	3458

# Accessories

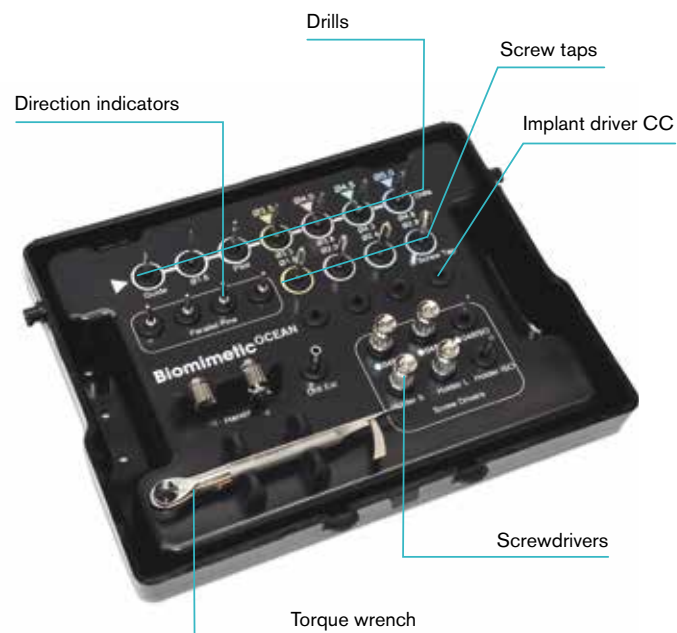
	Ref.
<b>Sterilization cassette OCEAN</b>	1763
<b>Sterilization cassette 3x6"</b>	0526
<b>Radel plate 3x6"</b>	0527
<b>Surgical motor Bien-Air</b>	-
<b>Surgical motor W&amp;H</b>	-
<b>Torque wrench</b>	0295
<b>Holding tool EC/IC</b>	0651
<b>Implant depth gauge</b>	0652
<b>Screwdrivers</b>	
 Screwdriver ISO 1797 S (048)	0644
 Screwdriver ISO 1797 L (048)	0277
 Screwdriver ISO 1797 XL (048)	0645
 Implant driver ISO 1797 EC/IC S (2.5)	2693
 Implant driver ISO 1797 EC/IC L (2.5)	0300
 Implant driver ISO 1797 W&H EC/IC (2.5)	2692
 Screwdriver gold screw ISO 1797	0263
 Screwdriver Rhein 83 abutment	
 Screwdriver grooved screw ISO 1797	0267
 Screwdriver impression coping closed tray ISO 1797	0723
 Screwdriver transepithelial abutment ISO 1797 S	0328
 Screwdriver transepithelial abutment ISO 1797 L	0726
 Screwdriver transepithelial angled abutment ISO 1797 S	0804
 Screwdriver transepithelial angled abutment ISO 1797 L	0648
 Implant driver ISO 1797 CC 3,5 S	2981
 Implant driver ISO 1797 CC 3,5 L	2984
 Implant driver ISO 1797 CC 4,1 S	2982
 Implant driver ISO 1797 CC 4,1 L	2985

<b>Screwdriver handle</b>		Handle ISO 1797 S		0791
		Handle ISO 1797 L		0790
<b>Implant handle</b>		Implant handle S		1878
		Implant handle L		2891
<b>Monoblock screwdrivers</b>		Screwdriver S (048)		0274
		Screwdriver L (048)		0275
		Implant driver S (2.5)		0278
		Implant driver L (2.5)		0299
<b>Drills</b>		Guide drill		0088
		Pointed drill		0188
		Twist drill	1,6 x 7 - 15 mm	2046
		Pilot drill	1,6 - 2,4 mm	2047
		Drill	2,0 - 3,3 x 7 - 15 mm	2048
			2,2 - 3,8 x 7 - 15 mm	2049
			2,8 - 4,3 x 7 - 15 mm	2050
			3,2 - 4,8 x 7 - 13 mm	2051
		Hard bone drill	2,4 - 3,3 x 7 - 15 mm	3311
			3,0 - 3,7 x 7 - 15 mm	3312
			3,8 - 4,3 x 7 - 15 mm	3313
			4,1 - 4,7 x 7 - 13 mm	3314
<b>Screw tap</b>		Screw tap	3,5 mm	2687
			4,0 mm	2688
			4,5 mm	2689
			5,0 mm	2690
<b>Drill stop</b>			1,6 mm	2198
			3,3 mm	2199
			3,8 mm	2200
			4,3 mm	2201
			4,8 mm	2202
<b>Direction indicator</b>			1,5 - 2,3 mm	1810
<b>Drill extension ISO 1797</b>				0655

## Instruments and surgical kit

AVINENT supplies high-precision instruments designed to match implants and suitable for use with internal, external and conical connections.

AVINENT's two surgical boxes allow practitioners to choose the working system that best meets their needs.



**The sterilization cassette OCEAN** stands out for its clear layout and attractive design, making it easy to use. The drilling sequence is clearly indicated by means of a simple colour code according to the diameter of the selected implant. All the pieces are placed in a sterilizable tray with a seethrough lid, giving a clear view of the interior.

**The sterilization cassette 3x6"** is versatile, as it allows practitioners to select a specific sequence and take everything required for the surgical procedure with them in a small container. The box is sterilizable and can hold all the items needed for inserting prostheses.



### Advisable torque

Abutment screw	35 Ncm
Gold screw	35 Ncm
Transepithelial abutment	35 Ncm
Transepithelial angled abutment	20 Ncm
Transepithelial screw	20 Ncm
Overdenture abutment	20 Ncm
Scan abutment	Manual
Healing abutment PEEK	Manual
Temporary abutment PEEK	Manual
Cover screw	Manual

\* For any additional information and instrument maintenance instructions, please check [www.avinent.com](http://www.avinent.com)

## Drilling speed

	rpm
Guide drill	800 - 1.200
Drill ø 1,6 mm	800 - 1.200
Pilot drill	600 - 800
* Drill ø 2,0 - 3,3 mm	150 - 300
* Drill ø 2,2 - 3,8 mm	150 - 300
* Drill ø 2,8 - 4,3 mm	150 - 300
* Drill ø 3,2 - 4,8 mm	150 - 300
* Drill ø 2,4 - 3,3 mm	150 - 300
* Drill ø 3,0 - 3,7 mm	150 - 300
* Drill ø 3,8 - 4,3 mm	150 - 300
* Drill ø 4,1 - 4,7 mm	150 - 300
Screw Tap	20

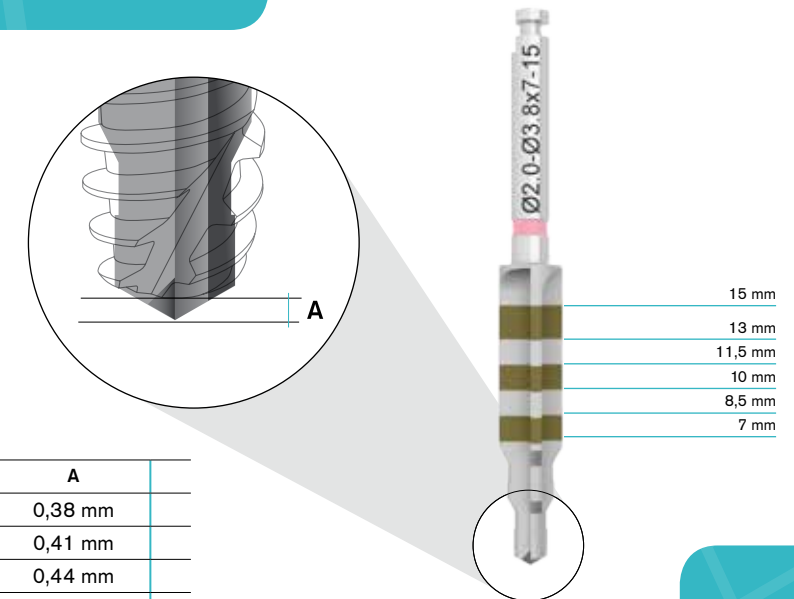
\* If low revolutions are used (between 50 and 100 rpm) without irrigation, a large amount of autogenous bone is recovered.

Maximum recommended torque for implant insertion: 45-50 Ncm

Maximum recommended speed for implant insertion: 20 rpm

## Drill-bit length and marking

AVINENT drills carry laser markings to improve visibility during osteotomy and follow a colour code according to the diameter of the implant. The marking corresponds to the length of the implant in crestal placement, but the distances are not absolute from the tip of the instrument to the mark. The length of the drill tip is not included in the depth mark, so this distance must be taken into account when planning treatment and in carrying out the osteotomy.



DRILL	A
ø 2,0 - 3,3 mm	0,38 mm
ø 2,2 - 3,8 mm	0,41 mm
ø 2,8 - 4,3 mm	0,44 mm
ø 3,2 - 4,8 mm	0,46 mm


## Accessories CC

### Implant handle



	REF.
L	2891
S	1878

### Implant driver



	REF.
3,5 S	2981
3,5 L	2984
4,1 S	2982
4,1 L	2985

## Platform indicators

To make life easier for our customers, AVINENT screws follow the color code of the implant platform.



Platform  
Ø 3,5 mm



Platform  
Ø 4,1 mm



## AVINENT drilling protocol

The AVINENT surgical drilling protocol for the OCEAN system is suitable for all bone types. The system includes drill bits with an external shape featuring three diameters and straight cut to match the design of the implant. The matt finish of the drills makes it easier to locate the marks that indicate length during surgery. The drills are used at slower speeds than in other systems and enable autogenous bone to be recovered.

Due to the fact that the surface treatment of the AVINENT implant extends to the level of the platform, it is advisable to leave the implant at juxta-bone level. It must be remembered that the 0.3 mm of the polished part of the inverted platform of the implant remain at suprcrestal level.

- \* All drills should only be used for a maximum of ten times.
- \*\* Hard bone drills are identified with two color indicators.

### Implant ø 3,5 mm

	Guide drill	Drill ø1,6 mm	Pilot drill ø1,6 - 2,4 mm	Drill ø 2,0 - 3,3 mm	Drill ø 2,4 - 3,3 mm	Screw tap	Implant
Ref.	0188/0088	2046	2047	2048	3311	2687	
	BONE TYPE III-IV			Option 1		Option 2	
	BONE TYPE I-II						

### Implant ø 4,5 mm

	Guide drill	Drill ø1,6 mm	Pilot drill ø1,6 - 2,4 mm	Drill ø 2,0 - 3,3 mm	Drill ø 2,2 - 3,8 mm	Drill ø 2,8 - 4,3 mm	Drill ø 3,8 - 4,3 mm	Screw tap	Implant
Ref.	0188/0088	2046	2047	2048	2049	2050	3313	2689	
	BONE TYPE III-IV						Option 1	Option 2	
	BONE TYPE I-II								

### Implant ø 4,0 mm

	Guide drill	Drill ø1,6 mm	Pilot drill ø1,6 - 2,4 mm	Drill ø 2,0 - 3,3 mm	Drill ø 2,2 - 3,8 mm	Drill ø 3,0 - 3,7 mm	Screw tap	Implant
Ref.	0188/0088	2046	2047	2048	2049	3312	2688	
	BONE TYPE III-IV			Option 1		Option 2		
	BONE TYPE I-II							

### Implant ø 5,0 mm

	Guide drill	Drill ø1,6 mm	Pilot drill ø1,6 - 2,4 mm	Drill ø 2,0 - 3,3 mm	Drill ø 2,2 - 3,8 mm	Drill ø 2,8 - 4,3 mm	Drill ø 3,2 - 4,8 mm	Drill ø 4,1 - 4,7 mm	Screw tap	Implant
Ref.	0188/0088	2046	2047	2048	2049	2050	2051	3314	2690	
	BONE TYPE III-IV						Option 1	Option 2		
	BONE TYPE I-II									



## Sterilization and packaging



AVINENT implants are subjected to a sterilization process in accordance with the requirements of the CE mark for medical device. AVINENT supplies its implants in packaging that is easily identified by a simple colour code.

The vial cap comes in different colours according to the diameter of the implant and has a sticker indicating the type of connection and the diameter and length of the implant.

The AVINENT implant system is sold in a sterile blister pack, which ensures that the implant is fully protected until the given expiry date, so long as it is stored in suitable conditions.

AVINENT supplies labeling with all its products that ensure every item can be properly traced by means of stickers that can be used in the patient's clinical history or in any other documentation required.

### Opening the packaging

Open the box and take out the blister pack.

Open the blister pack and leave the vial containing the implant in the sterile working area, avoiding contact with any item that is not sterile. The sterile blister pack must not be opened prior to use.

Open the vial by gripping the coloured cap with one hand while holding the transparent part in the other.

EC/IC: Fit the implant driver (manual and hand piece) into the implant holder.

CC: Fit the implant driver into the implant.

Press to make a tight fit and raise the implant set slightly.

EC/IC: Open the black cap on the bottom of the vial to remove the cover screw.

CC: The cover screw is inside the coloured cap.

#### EC/IC



Blister pack (front and back)



Vial



Opening the vial



Opened vial


#### CC



Blister pack (front and back)



Vial



Opening the vial



Implant



Cover screw

### Information on the box

Rx only

**CE** Biomimetic OCEAN

Manufacturer: AVINENT Implant System S.L. Pol. Ind. Santa Anna I, E08251 Santpedor(Barcelona) Spain. **STERILE R** Do not reuse Consult instructions for use

#### Implant box label

Implant EC  
Ø 3.5 x 10 (3.5)  
REF 1558

ES Implante  
PT Implante  
FR Implant

**LOT** XXXXX

YYYYY-MM

#### Labels that make the product traceable

AVINENT  
Implant EC Ø 3.5 x 10 (3.5)  
REF 1558 **LOT** xxxxxx  
**STERILE R** YYYYY-MM

AVINENT  
Implant EC Ø 3.5 x 10 (3.5)  
REF 1558 **LOT** xxxxxx  
**STERILE R** YYYYY-MM

AVINENT  
Implant EC Ø 3.5 x 10 (3.5)  
REF 1558 **LOT** xxxxxx  
**STERILE R** YYYYY-MM

AVINENT  
Purchasing / Compra  
REF 1558  
**LOT** xxxxxx

#### Implant EC/IC/CC External/internal/conical connection indicator

Ø 3.5 x 10 (3.5) Diameter x length (implant holder)

REF 1558 Reference number

**LOT** xxxxxx Batch code

YYYYY-MM Expiry date

**STERILE R** Sterile. Sterilization method: radiation

Do not re-use

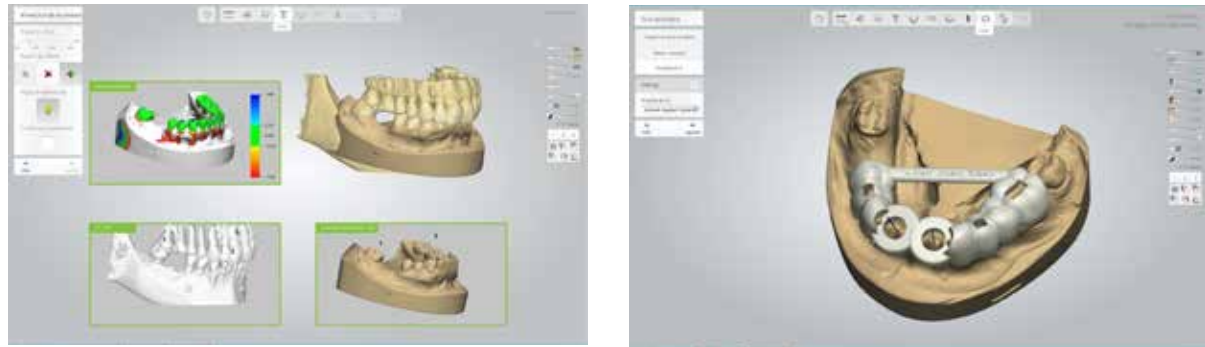
Consult instructions for use

Manufacturer

**CE 0197** CE Mark NB num 0197. TÜV Rheinland

Rx only (For the USA only) CAUTION: Federal law restricts this device to sale by or on the order of a physician

## AVINENT Guided Surgery



### AVINENT Guided Surgery

- Implant Studio (implant planning and guided surgery)
- Simplant (implant planning)
- Dental Wings (implant planning)

### CT or CBCT Scanners. Available libraries for:

- NewTom
- Carestream
- (More coming soon)

## Radiographic template

The radiographic template is a guide to help practitioners precisely select the appropriate implant diameter and length.

To adapt it to the proportions of the x-ray, the dimensions of the implant are shown at a scale 1:1 and 1.25:1.



## Micromotors

The **Bien-Air iChiropro** is a multipurpose console designed for many clinical applications. Intended to simplify everyday work and for multiple users, its intuitive system can be adapted to suit each practitioner's needs by allowing the entire drilling sequence to be customized.

The **W&H Implantmed** gives implantology specialists a surgical unit for everyday use in safely carrying out oral procedures. The drive unit can be employed for any kind of manual surgery and any contra-angle with ISO connection.



## Product index

Ref.	Description	Page	Ref.	Description	Page
0003	Healing abutment EC 4,1 x 5 x 5	5	0471	Anatomic healing abutment IC 3,5/4,1 x 5,5 x 3	6, 7
0030	Healing abutment EC 3,5 x 4 x 3	4	0472	Anatomic healing abutment IC 3,5/4,1 x 5,5 x 4	6, 7
0031	Healing abutment EC 3,5 x 4 x 4	4	0473	Anatomic healing abutment IC 3,5/4,1 x 5,5 x 5	6, 7
0032	Healing abutment EC 3,5 x 4 x 5	4	0474	Anatomic healing abutment IC 3,5/4,1 x 5,5 x 7	6, 7
0033	Healing abutment EC 3,5 x 5 x 3	4	0526	Sterilization cassette 3x6"	10
0034	Healing abutment EC 3,5 x 5 x 4	4	0527	Radel plate 3x6"	10
0035	Healing abutment EC 3,5 x 5 x 5	4	0607	Aesthetic healing abutment IC 4,5 x 2	6, 7
0036	Healing abutment EC 4,1 x 5 x 3	5	0608	Aesthetic healing abutment IC 4,5 x 3	6, 7
0037	Healing abutment EC 4,1 x 5 x 4	5	0609	Aesthetic healing abutment IC 4,5 x 4	6, 7
0038	Healing abutment EC 4,1 x 5 x 7	5	0610	Aesthetic healing abutment IC 4,5 x 5	6, 7
0088	Guide drill ø 2 x 25	11	0611	Aesthetic healing abutment IC 4,5 x 6	6, 7
0171	Anatomic healing abutment EC 3,5 x 5 x 3	4	0612	Aesthetic healing abutment IC 4,5 x 7	6, 7
0172	Anatomic healing abutment EC 3,5 x 5 x 4	4	0644	Screwdriver ISO 1797 S (048)	10
0173	Anatomic healing abutment EC 3,5 x 5 x 5	4	0645	Screwdriver ISO 1797 XL (048)	10
0174	Anatomic healing abutment EC 4,1 x 5 x 3	5	0648	Screwdriver transepithelial angled abutment ISO 1797 L	10
0175	Anatomic healing abutment EC 4,1 x 5 x 4	5	0651	Holding tool EC/IC	10
0176	Anatomic healing abutment EC 4,1 x 5 x 5	5	0652	Implant depth gauge	10
0177	Anatomic healing abutment EC 4,1 x 5 x 7	5	0655	Drill extension	11
0188	Pointed drill	11	0723	Screwdriver impression coping closed tray ISO 1797	10
0263	Screwdriver gold screw ISO 1797 Screwdriver Rhein 83 abutment	10	0726	Screwdriver transepithelial abutment ISO 1797 L	10
0267	Screwdriver grooved screw ISO 1797	10	0790	Handle ISO 1797 L	11
0274	Screwdriver S (048)	11	0791	Handle ISO 1797 S	11
0275	Screwdriver L (048)	11	0804	Screwdriver transepithelial angled abutment ISO 1797 S	10
0277	Screwdriver ISO 1797 L (048)	10	1558	Implant EC 3,5 x 10 (3,5)	4
0278	Implant driver S (2,5)	11	1559	Implant EC 3,5 x 11,5 (3,5)	4
0295	Torque wrench	10	1560	Implant EC 3,5 x 13 (3,5)	4
0299	Implant driver L (2,5)	11	1561	Implant EC 3,5 x 15 (3,5)	4
0300	Implant driver ISO 1797 EC/IC L (2,5)	10	1562	Implant EC 4,0 x 7 (3,5)	4
0328	Screwdriver transepithelial abutment ISO 1797 S	10	1563	Implant EC 4,0 x 8,5 (3,5)	4
0465	Anatomic healing abutment IC 3,5/4,1 x 4,5 x 2	6, 7	1564	Implant EC 4,0 x 10 (3,5)	4
0466	Anatomic healing abutment IC 3,5/4,1 x 4,5 x 3	6, 7	1565	Implant EC 4,0 x 11,5 (3,5)	4
0467	Anatomic healing abutment IC 3,5/4,1 x 4,5 x 3	6, 7	1566	Implant EC 4,0 x 13 (3,5)	4
0468	Anatomic healing abutment IC 3,5/4,1 x 4,5 x 5	6, 7	1567	Implant EC 4,0 x 15 (3,5)	4
0469	Anatomic healing abutment IC 3,5/4,1 x 4,5 x 7	6, 7	1568	Implant EC 4,5 x 7 (4,1)	5

Ref.	Description	Page
1569	Implant EC 4,5 x 8,5 (4,1)	5
1570	Implant EC 4,5 x 10 (4,1)	5
1571	Implant EC 4,5 x 11,5 (4,1)	5
1572	Implant EC 4,5 x 13 (4,1)	5
1573	Implant EC 4,5 x 15 (4,1)	5
1574	Implant EC 5,0 x 7 (4,1)	5
1575	Implant EC 5,0 x 8,5 (4,1)	5
1576	Implant EC 5,0 x 10 (4,1)	5
1577	Implant EC 5,0 x 11,5 (4,1)	5
1578	Implant EC 5,0 x 13 (4,1)	5
1579	Implant IC 3,5 x 10 (3,5)	6
1580	Implant IC 3,5 x 11,5 (3,5)	6
1581	Implant IC 3,5 x 13 (3,5)	6
1582	Implant IC 3,5 x 15 (3,5)	6
1583	Implant IC 4,0 x 7 (3,5)	6
1584	Implant IC 4,0 x 8,5 (3,5)	6
1585	Implant IC 4,0 x 10 (3,5)	6
1586	Implant IC 4,0 x 11,5 (3,5)	6
1587	Implant IC 4,0 x 13 (3,5)	6
1588	Implant IC 4,0 x 15 (3,5)	6
1589	Implant IC 4,5 x 7 (4,1)	7
1590	Implant IC 4,5 x 8,5 (4,1)	7
1591	Implant IC 4,5 x 10 (4,1)	7
1592	Implant IC 4,5 x 11,5 (4,1)	7
1593	Implant IC 4,5 x 13 (4,1)	7
1594	Implant IC 4,5 x 15 (4,1)	7
1595	Implant IC 5,0 x 7 (4,1)	7
1596	Implant IC 5,0 x 8,5 (4,1)	7
1597	Implant IC 5,0 x 10 (4,1)	7
1598	Implant IC 5,0 x 11,5 (4,1)	7
1599	Implant IC 5,0 x 13 (4,1)	7
1763	Sterilization cassette OCEAN	10
1810	Direction indicator ø 1,5 – ø 2,3	11
1878	Implant handle S	11
2046	Twist drill ø 1,6 x 7 - 15	11
2047	Pilot drill ø 1,6 - ø 2,4	11

Ref.	Description	Page
2048	Drill ø 2,0 - ø 3,3 x 7 - 15	11
2049	Drill ø 2,2 - ø 3,8 x 7 - 15	11
2050	Drill ø 2,8 - ø 4,3 x 7 - 15	11
2051	Drill ø 3,2 - ø 4,8 x 7 - 13	11
2198	Drill stop ø 1,6	11
2199	Drill stop ø 3,3	11
2200	Drill stop ø 3,8	11
2201	Drill stop ø 4,3	11
2202	Drill stop ø 4,8	11
2687	Screw tap 3,5 mm	11
2688	Screw tap 4,0 mm	11
2689	Screw tap 4,5 mm	11
2690	Screw tap 5,0 mm	11
2692	Implant driver ISO 1797 W&H EC/IC	10
2693	Implant driver ISO 1797 EC/IC S	10
2726	Anatomic healing abutment IC 3,5/4,1 x 6,5 x 5	6, 7
2727	Anatomic healing abutment IC 3,5/4,1 x 6,5 x 4	6, 7
2737	Anatomic healing abutment IC 3,5/4,1 x 6,5 x 3	6, 7
2891	Implant handle L	11
2935	Implant CC 3,5 x 10 (3,5)	8
2936	Implant CC 3,5 x 11,5 (3,5)	8
2937	Implant CC 3,5 x 13 (3,5)	8
2938	Implant CC 3,5 x 15 (3,5)	8
2939	Implant CC 4,0 x 7 (3,5)	8
2940	Implant CC 4,0 x 8,5 (3,5)	8
2941	Implant CC 4,0 x 10 (3,5)	8
2942	Implant CC 4,0 x 11,5 (3,5)	8
2943	Implant CC 4,0 x 13 (3,5)	8
2944	Implant CC 4,0 x 15 (3,5)	8
2945	Implant CC 4,5 x 7 (4,1)	9
2946	Implant CC 4,5 x 8,5 (4,1)	9
2947	Implant CC 4,5 x 10 (4,1)	9
2948	Implant CC 4,5 x 11,5 (4,1)	9
2949	Implant CC 4,5 x 13 (4,1)	9
2950	Implant CC 4,5 x 15 (4,1)	9
2951	Implant CC 5,0 x 7 (4,1)	9

Ref.	Description	Page
2952	Implant CC 5,0 x 8,5 (4,1)	9
2953	Implant CC 5,0 x 10 (4,1)	9
2954	Implant CC 5,0 x 11,5 (4,1)	9
2955	Implant CC 5,0 x 13 (4,1)	9
2981	Implant driver ISO 1797 CC 3,5 S	10
2982	Implant driver ISO 1797 CC 4,1 S	10
2984	Implant driver ISO 1797 CC 3,5 L	10
2985	Implant driver ISO 1797 CC 4,1 L	10
2988	Anatomic healing abutment (Single) CC 3,5 x 4 x 3	8
2989	Anatomic healing abutment (Single) CC 3,5 x 4 x 5	8
2990	Anatomic healing abutment (Single) CC 3,5 x 5 x 3	8
2991	Anatomic healing abutment (Single) CC 3,5 x 5 x 5	8
2992	Anatomic healing abutment (Single) CC 3,5 x 5 x 7	8
2993	Anatomic healing abutment (Multiple) CC 3,5 x 4 x 3	8
2994	Anatomic healing abutment (Multiple) CC 3,5 x 4 x 5	8
2995	Anatomic healing abutment (Multiple) CC 3,5 x 5 x 3	8
2996	Anatomic healing abutment (Multiple) CC 3,5 x 5 x 5	8
2997	Anatomic healing abutment (Multiple) CC 3,5 x 5 x 7	8
2998	Anatomic healing abutment (Single) CC 4,1 x 5 x 3	9
2999	Anatomic healing abutment (Single) CC 4,1 x 5 x 5	9
3000	Anatomic healing abutment (Single) CC 4,1 x 5 x 7	9
3008	Anatomic healing abutment (Multiple) CC 4,1 x 5 x 7	9
3010	Anatomic healing abutment (Multiple) CC 4,1 x 6 x 3	9
3011	Anatomic healing abutment (Multiple) CC 4,1 x 6 x 5	9
3012	Anatomic healing abutment (Multiple) CC 4,1 x 6 x 7	9
3311	Hard bone drill ø 2,4 - ø 3,3 x 7 - 15	11
3312	Hard bone drill ø 3,0 - ø 3,7 x 7 - 15	11
3313	Hard bone drill ø 3,8 - ø 4,3 x 7 - 15	11
3314	Hard bone drill ø 4,1 - ø 4,7 x 7 - 13	11
3363	Healing abutment EC 4,5 x 4 x 3	5
3364	Healing abutment EC 4,5 x 4 x 5	5
3365	Healing abutment EC 4,5 x 4 x 7	5
3366	Anatomic healing abutment PEEK EC 4,1 x 6 x 5	5
3367	Anatomic healing abutment PEEK EC 4,1 x 8 x 5	5
3370	Anatomic healing abutment IC 3,5/4,1 x 3,5 x 3	6, 7
3371	Anatomic healing abutment IC 3,5/4,1 x 3,5 x 5	6, 7

Ref.	Description	Page
3372	Anatomic healing abutment IC 3,5/4,1 x 3,5 x 7	6, 7
3373	Anatomic healing abutment PEEK IC 3,5/4,1 x 6 x 5	6, 7
3453	Anatomic healing abutment PEEK (Single) CC 3,5 x 6 x 5	8
3454	Anatomic healing abutment PEEK CC 3,5 x 6 x 5	8
3455	Anatomic healing abutment PEEK (Single) CC 4,1 x 6 x 5	9
3456	Anatomic healing abutment PEEK CC 4,1 x 6 x 5	9
3457	Anatomic healing abutment PEEK (Single) CC 4,1 x 8 x 5	9
3458	Anatomic healing abutment PEEK CC 4,1 x 8 x 5	9
3470	Anatomic healing abutment (Single) CC 4,1 x 6 x 3	9
3471	Anatomic healing abutment (Single) CC 4,1 x 6 x 5	9
3472	Anatomic healing abutment (Single) CC 4,1 x 6 x 7	9
3473	Anatomic healing abutment (Multiple) CC 4,1 x 5 x 3	9
3474	Anatomic healing abutment (Multiple) CC 4,1 x 5 x 5	9
3481	Anatomic healing abutment PEEK IC 3,5/4,1 x 8 x 5	6, 7

\*The availability of the products in this catalog may vary depending on the country where you are based. Please contact your AVINENT distributor for further information.





# AVINENT®

Implant System

Carretera de Navarcles, 107  
Pol. Industrial Santa Anna I - Apartado 20  
08251 Santpedor (Barcelona) - España  
T. (+34) 902 38 38 48 - F. (+34) 93 827 38 73  
[www.avinent.com](http://www.avinent.com) - [avinent@avinent.com](mailto:avinent@avinent.com)



Management  
System  
ISO 9001:2008  
ISO 13485:2003  
[www.tuv.com](http://www.tuv.com)  
ID 000040371



**AVINENT AUSTRALIA**  
[australia@avinent.com](mailto:australia@avinent.com)

**AVINENT CROATIA**  
[croatia@avinent.com](mailto:croatia@avinent.com)

**AVINENT PORTUGAL**  
[portugal@avinent.com](mailto:portugal@avinent.com)

**AVINENT USA**  
[usa@avinent.com](mailto:usa@avinent.com)

**AVINENT BENELUX**  
[benelux@avinent.com](mailto:benelux@avinent.com)

**AVINENT FRANCE**  
[france@avinent.com](mailto:france@avinent.com)

**AVINENT ROMANIA**  
[romania@avinent.com](mailto:romania@avinent.com)

**AVINENT CANADA**  
[info@avinentcanada.com](mailto:info@avinentcanada.com)

**AVINENT LITHUANIA**  
[lithuania@avinent.com](mailto:lithuania@avinent.com)

**AVINENT TAIWAN**  
[taiwan@avinent.com](mailto:taiwan@avinent.com)

**AVINENT COLOMBIA**  
[colombia@avinent.com](mailto:colombia@avinent.com)

**AVINENT POLAND**  
[poland@avinent.com](mailto:poland@avinent.com)

**AVINENT UNITED KINGDOM**  
[uk@avinent.com](mailto:uk@avinent.com)